

PHYS 5012

Radiation Physics and Dosimetry


Lecture 3

Tuesday 17 March 2009

Interactions of Photons with Matter

Interactions of Photons with Matter

Physical Processes
Compton Scattering
Photoelectric Effect
Pair Production
Summary



Photons

Electrons

positrons

**10 GeV photon from right
on 10 cm lead cylinder**

What are the dominant photon interactions?

Physical Processes (cont.)

Interactions of
Photons with
Matter

Physical Processes

Compton Scattering

Photoelectric Effect

Pair Production

Summary

Compton scattering, the photoelectric effect and pair production are the three main energy transfer mechanisms in photon interactions with matter. Each of these processes can dominate under specific conditions determined chiefly by the incident photon energy $h\nu$ and atomic number Z of the absorber.

Compton Scattering (cont.)

- ▶ **Klein-Nishina differential cross section for Compton scattering** measures *probability* of photon re-emission into solid angle $d\Omega = d\phi d\cos\theta$ as a result of a Compton interaction between an incident photon and a free electron:

$$\frac{d_e\sigma_c^{\text{KN}}}{d\Omega} = \frac{1}{2}r_e^2 \left(\frac{\nu'}{\nu}\right)^2 \left(\frac{\nu'}{\nu} + \frac{\nu}{\nu'} - \sin^2\theta\right) \quad (1)$$

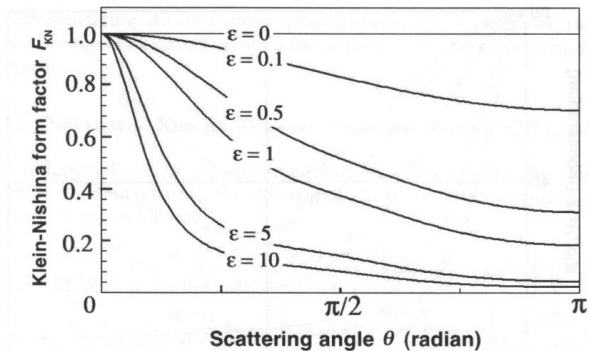
- ▶ can be written in terms of Thomson differential cross section, $d_e\sigma_T/d\Omega = \frac{1}{2}r_e^2(1 + \cos^2\theta)$, and a *form factor*:

$$\frac{d_e\sigma_c^{\text{KN}}}{d\Omega} = \frac{d_e\sigma_T}{d\Omega} F_{\text{KN}} \quad (2)$$

► Klein-Nishina form factor:

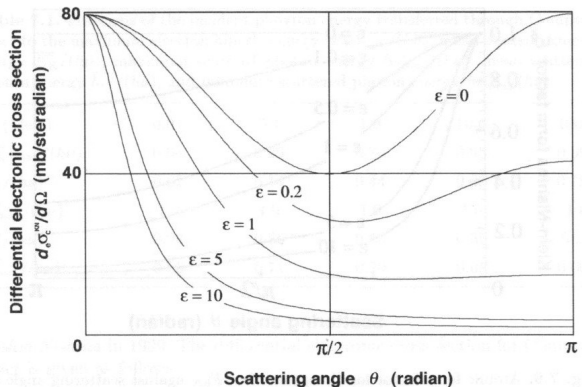
$$F_{\text{KN}} = [1 + \varepsilon (1 - \cos \theta)]^{-2} \quad (3)$$

$$\times \left\{ 1 + \frac{\varepsilon^2 (1 - \cos \theta)^2}{[1 + \varepsilon (1 - \cos \theta)](1 + \cos^2 \theta)} \right\}$$



The Klein-Nishina form factor plotted against scattering angle for different incident photon energies $\varepsilon = h\nu/m_e c^2$. (Fig. 7.9 in Podgoršak).

Klein-Nishina differential cross section



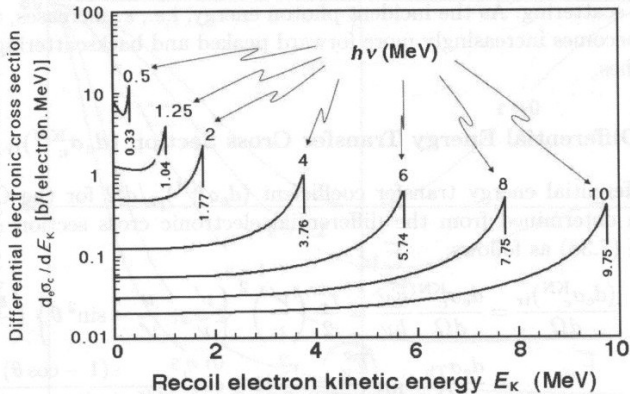
- ▶ forward scattering ($\theta \rightarrow 0$) and backward scattering ($\theta \rightarrow \pi$) have equal probability in Thomson limit ($\epsilon \rightarrow 0$)
- ▶ probability of backscattering decreases with increasing $\epsilon \Rightarrow$ **forward beaming** of photon re-emission

Energy distribution of recoil electrons

The differential electronic Klein-Nishina cross section can also be expressed as a function of the recoil electron kinetic energy, E_K , rather than scattering angle θ since $E_K = E_K(\theta)$ (c.f. eqn. 22 in last lecture):

$$\begin{aligned}\frac{d_e\sigma_c^{\text{KN}}}{dE_K} &= \frac{d_e\sigma_c^{\text{KN}}}{d\Omega} \frac{d\Omega}{d\theta} \frac{d\theta}{dE_K} \\ &= \frac{\pi r_e^2}{\varepsilon h\nu} \left[2 - \frac{2\xi_K}{\varepsilon(1-\xi_K)} + \frac{\xi_K^2}{\varepsilon^2(1-\xi_K)^2} + \frac{\xi_K^2}{(1-\xi_K)} \right]\end{aligned}\quad (4)$$

where $\xi_K = E_K/h\nu$.



The Klein-Nishina differential electronic cross section for Compton scattering plotted as a function of recoil electron kinetic energy E_K . For a given photon energy, the maximum recoil energy is indicated. Note that these photon energies are all in the limit $\varepsilon \ll 1$ (Fig. 7.12 in Podgoršak).

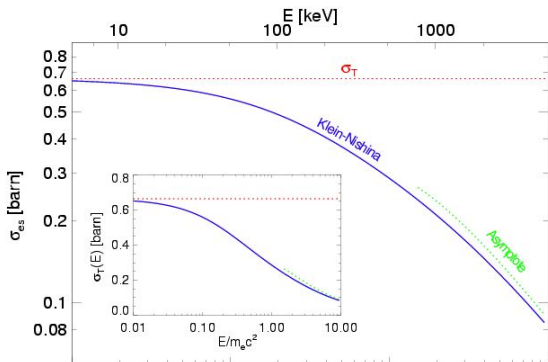
- ▶ energy distribution peaks sharply near

$$(E_K)_{\max} = \frac{2\varepsilon}{1 + 2\varepsilon} h\nu$$

c.f. eqn. (25) in last lecture

Total electronic Klein-Nishina cross section

$$\begin{aligned}
 e\sigma_c^{\text{KN}} &= \int \frac{d_e\sigma_c^{\text{KN}}}{d\Omega} d\Omega = 2\pi \int_{-1}^{+1} \frac{d_e\sigma_c^{\text{KN}}}{d\Omega} d\cos\theta \\
 &= 2\pi r_e^2 \left\{ \frac{1+\epsilon}{\epsilon^2} \left[\frac{2(1+\epsilon)}{1+2\epsilon} - \frac{\ln(1+2\epsilon)}{\epsilon} \right] \right. \\
 &\quad \left. + \frac{\ln(1+2\epsilon)}{2\epsilon} - \frac{1+3\epsilon}{(1+2\epsilon)^2} \right\} \quad (5)
 \end{aligned}$$



Limiting solutions:

- ▶ $\varepsilon \ll 1$:

$$\sigma_c^{\text{KN}} \approx \frac{8\pi}{3} r_e^2 \left(1 - 2\varepsilon + \frac{26}{5}\varepsilon^2 - \frac{133}{10}\varepsilon^3 + \frac{1144}{35}\varepsilon^4 - \dots \right)$$

- ▶ $\varepsilon \rightarrow 0$: $\sigma_c^{\text{KN}} \approx \frac{8\pi}{3} r_e^2 = \sigma_T = 6.65 \times 10^{-29} \text{ m}^2 = 0.665 \text{ b} = \text{Thomson limit}$
- ▶ $\varepsilon \gg 1$: $\sigma_c^{\text{KN}} \approx \pi r_e^2 (1 + 2 \ln \varepsilon) / (2\varepsilon) \propto (h\nu)^{-1}$
- ▶ at high photon energies, **Klein-Nishina cross section declines rapidly with respect to the Thomson cross section**

Energy Transfer

Mean fraction of incident photon energy $h\nu$ transferred to kinetic energy E_K of the recoil electron is an average of the fractional kinetic energy $E_K/h\nu$ weighted over the probability distribution $P(\theta)$ for Compton scattering in direction θ , integrated over all scattering angles:

$$\frac{\overline{E_K}^\sigma}{h\nu} = \frac{\int \frac{E_K}{h\nu} P(\theta) d \cos \theta}{\int P(\theta) d \cos \theta} \quad (6)$$

where

$$P(\theta) = \frac{1}{e\sigma_c^{\text{KN}}} \int \frac{d_e\sigma_c^{\text{KN}}}{d\Omega} d\phi = \frac{2\pi}{e\sigma_c^{\text{KN}}} \frac{d_e\sigma_c^{\text{KN}}}{d\Omega} \quad (7)$$

and $E_K = E_K(\theta)$ is given by eqn. (22) in the last lecture.
Note that $\int P(\theta) d \cos \theta = 1$.

We can now write

$$\begin{aligned}\frac{\overline{E_K}^\sigma}{h\nu} &= \frac{2\pi}{e\sigma_c^{\text{KN}}} \int_{-1}^{+1} \frac{E_K}{h\nu} \frac{d_e\sigma_c^{\text{KN}}}{d\Omega} d\cos\theta \\ &= \frac{2\pi}{e\sigma_c^{\text{KN}}} \int_{-1}^{+1} \frac{(d_e\sigma_c^{\text{KN}})_{\text{tr}}}{d\Omega} d\cos\theta \\ &= \frac{(e\sigma_c^{\text{KN}})_{\text{tr}}}{e\sigma_c^{\text{KN}}}\end{aligned}\tag{8}$$

where

- ▶ $(e\sigma_c^{\text{KN}})_{\text{tr}}$ = **electronic energy transfer cross section**
- ▶ $(d_e\sigma_c^{\text{KN}})_{\text{tr}}/d\Omega$ = **differential energy transfer cross section**

Differential energy transfer cross section

$$\begin{aligned} \frac{(d_e\sigma_c^{\text{KN}})_{\text{tr}}}{d\Omega} &= \frac{d_e\sigma_c^{\text{KN}}}{d\Omega} \frac{E_K}{h\nu} \\ &= \frac{1}{2}r_e^2 \left(\frac{\nu'}{\nu}\right)^2 \left(\frac{\nu'}{\nu} + \frac{\nu}{\nu'} - \sin^2\theta\right) \left(\frac{\nu - \nu'}{\nu}\right) \end{aligned} \quad (9)$$

where $E_K = h\nu - h\nu'$ is the kinetic energy imparted to the recoil electron. From eqn. (22) in the last lecture, the θ dependence is: $E_K/(h\nu) = \varepsilon(1 - \cos\theta)[1 + \varepsilon(1 - \cos\theta)]^{-1}$

Note: Podgoršak has some incorrect factors of \bar{E}_K and \bar{E}_K^σ in the expression for $(d_e\sigma_c^{\text{KN}})_{\text{tr}}/d\Omega$ given by eqn. (7.42). These should be E_K , except on the very last line, where $\bar{E}_K^\sigma/h\nu$ should be deleted.

Atomic cross section

Interactions of
Photons with
Matter

Physical Processes

Compton Scattering

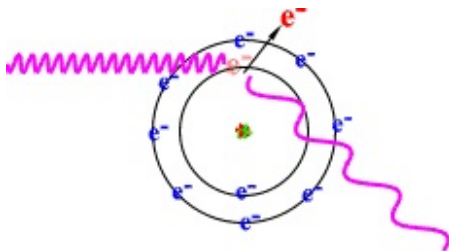
Photoelectric Effect

Pair Production

Summary

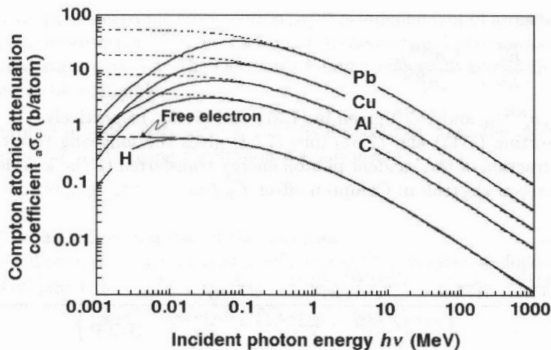
- ▶ $e\sigma_c^{\text{KN}}$ is for free electrons \Rightarrow independent of Z
- ▶ at high photon energies ($h\nu \gg E_B$, where $E_B =$ electron binding energy), total Compton cross section for entire atom is

$${}_a\sigma_c^{\text{KN}} = Z (e\sigma_c^{\text{KN}}) \quad (10)$$



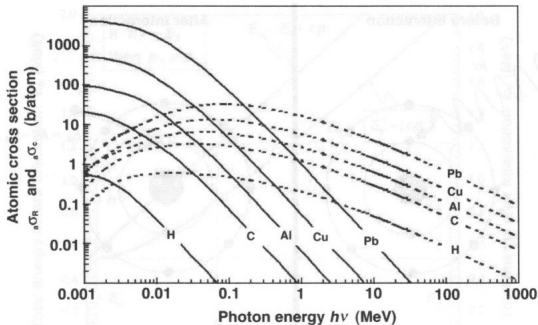
Binding energy effects

- ▶ assumption of free electrons breaks down for photon energies $h\nu \sim E_B =$ electron binding energy
- ▶ $a\sigma_c^{KN}$ overestimates effective Compton atomic cross section $a\sigma_c$ at low $h\nu$, especially for high Z material



The Compton atomic cross section $a\sigma_c$ (solid curves) compared to the Klein-Nishina atomic cross section $a\sigma_c^{KN} = Z\sigma_c^{KN}$ (dashed curves), demonstrating electron binding effects at low $h\nu$. (Fig. 7.14 in Podgoršak).

- ▶ binding energy correction to Compton atomic cross section usually has negligible effect on overall attenuation because other processes (e.g. Rayleigh scattering, photoelectric effect) are usually more important than Compton scattering at low $h\nu$ and high Z



The atomic cross section for Rayleigh scattering (solid curves) compared to that for Compton scattering (dotted curves) plotted against incident photon energy for varying Z atoms. (Fig. 7.20 in Podgoršak)

Example: For $h\nu = 1$ MeV photons incident on lead ($Z = 82$, $A = 0.2072$ kg), the Compton atomic cross section is ${}_a\sigma_C = 1.72 \times 10^{-27} \text{ m}^2$. This can be calculated directly from the expression for ${}_e\sigma_C^{\text{KN}}$ given by (5) and then using ${}_a\sigma_C = Z {}_e\sigma_C^{\text{KN}}$ (since binding energy corrections are negligible at this $h\nu$). The Compton mass attenuation coefficient is

$$\begin{aligned} \frac{\sigma_C}{\rho} &= \frac{N_A}{A} {}_a\sigma_C = \frac{6.022 \times 10^{23}}{0.2072 \text{ kg}} 1.72 \times 10^{-27} \text{ m}^2 \\ &= 5.00 \times 10^{-3} \text{ m}^2 \text{ kg}^{-1} \end{aligned}$$

The values can be checked by going to the NIST/Xcom database:

physics.nist.gov/PhysRefData/Xcom/Text/XCOM.html

The average fractional recoil energy is obtained by inserting $\varepsilon = 1.96$ into the full solution given by eqn. (7.54) in Podgoršak:

$$\frac{\overline{E_K}^\sigma}{h\nu} \approx 0.440$$

Photoelectric Effect

- ▶ interaction between photon and tightly bound orbital electron
- ▶ photon completely absorbed, electron ejected
- ▶ momentum transfer to atom, but recoil negligible due to relatively large nuclear mass, so energy conservation is:

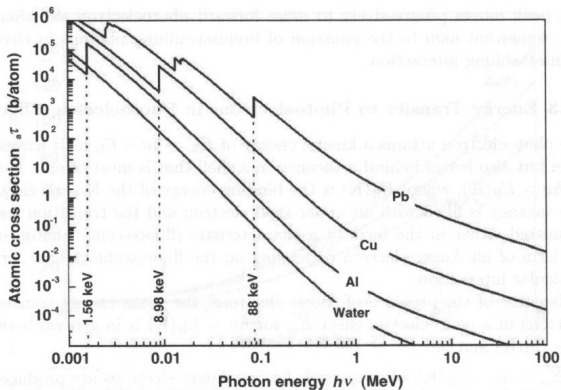
$$E_K = h\nu - E_B \quad \text{photoelectron kinetic energy} \quad (13)$$

E_B = binding energy of electron orbital

- ▶ approx. 80% occur with K-shell electrons
 - ▶ resulting shell vacancy quickly filled by a higher shell electron; resulting transition energy released either as:
 - characteristic (fluorescent) photon
 - Auger electron
- probability determined by fluorescent yield

Atomic cross section

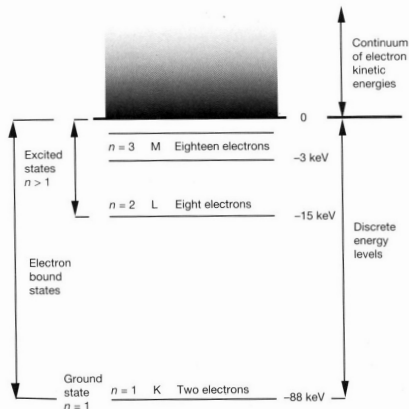
- ▶ ${}_a\tau$ = atomic cross section for photoelectric effect
- ▶ function of $h\nu$, exhibits characteristic "sawtooth" behaviour: sharp discontinuities coinciding with E_B of a particular shell – **absorption edges**



Atomic cross section for photoabsorption. Energies of K-shell ionisation are indicated. (Fig. 7.23 in Podgoršak.)

e.g. Lead has prominent edges at the following ionisation energies for respective shells:

K edge	88.0 keV
L ₁ edge	15.9 keV
L ₂ edge	15.2 keV
L ₃ edge	13.0 keV
M edge	3.9 keV



3 distinct regions characterise ${}_a\tau$:

1. in immediate vicinity of absorption edge: ${}_a\tau$ poorly known; for K-shell electrons, ${}_a\tau_K \propto \varepsilon^{-3}$ assumed
2. away from absorption edge: cross section for K-shell electrons is

$${}_a\tau_K \approx \sqrt{32} \alpha^4 e\sigma_T Z^n \varepsilon^{-7/2} \quad (14)$$

where $\alpha = 1/137 =$ fine structure constant,
 $n \approx 4 - 4.6$ is a power index for Z dependence

3. $\varepsilon \gg 1$:

$${}_a\tau_K \approx 1.5 \alpha^4 e\sigma_T Z^5 \varepsilon^{-1} \quad (15)$$

Energy transfer

- ▶ Auger electrons sometimes produced \Rightarrow mean energy transfer to electrons as a result of photoelectric effect can be in range

$$\text{(no Auger electron)} \quad h\nu - E_B \lesssim \overline{E}_{\text{tr}}^T \lesssim h\nu \quad \text{(Auger electron)}$$

- ▶ **fluorescent yield** for K-shell, ω_K :

$\omega_K = 1 \Rightarrow$ characteristic emission only, no Auger electrons

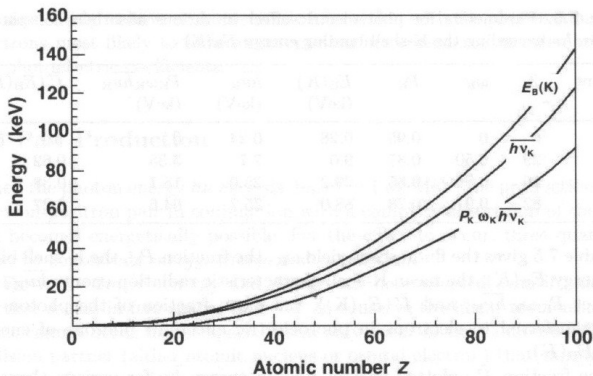
$\omega_K = 0 \Rightarrow$ no characteristic emission, Auger electrons only

- ▶ in general,

$$\overline{E}_{\text{tr}}^T = h\nu - P_K \omega_K \overline{h\nu_K} \quad (16)$$

where $P_K =$ fraction of all photoelectric interactions that occur in K-shell for photons with $h\nu > E_B(K)$ (see Fig. 3.3 in Podgoršak).

- ▶ $\overline{h\nu_K}$ = K-shell weighted mean of all possible fluorescent transitions ($L \rightarrow K, M \rightarrow K$); K_α usually most probable, giving $\overline{h\nu_K} \approx 0.86E_B(K)$



K-shell binding energy, $E_B(K)$, weighted mean characteristic X-ray energy for all transitions to K-shell, $\overline{h\nu_K}$, and mean energy of K-shell characteristic emission, $P_K \omega_K \overline{h\nu_K}$. (Fig. 7.24 in Podgoršak.)

Example: Consider $h\nu = 0.5 \text{ MeV}$ photons incident on lead, which has $E_B(K) = 88 \text{ keV}$. Suppose the photoelectric effect occurs and is immediately followed by a forbidden $K_{\alpha_3}(L_1 \rightarrow K)$ transition, with ejection of an Auger electron from the L_2 shell. The total energy transferred to electrons = photoelectron energy + Auger electron energy:

$$E_{\text{tr}} = [h\nu - E_B(K)] + [h\nu_{K\alpha_3} - E_B(L_2)]$$

But $h\nu_{K\alpha_3} = E_B(K) - E_B(L_1)$, so this simplifies to

$$E_{\text{tr}} = h\nu - E_B(L_1) - E_B(L_2) \approx 0.469 \text{ MeV} \approx 0.94h\nu$$

For all K-shell transitions, the *average* energy transfer is

$$\begin{aligned} \overline{E}_{\text{tr}} &= h\nu - P_K \omega_K \overline{h\nu_K} \approx 500 \text{ keV} - 65 \text{ keV} \\ &= 0.435 \text{ MeV} \approx 0.87h\nu \end{aligned}$$

Mass coefficients for the photoelectric effect

- ▶ **mass attenuation coefficient:**

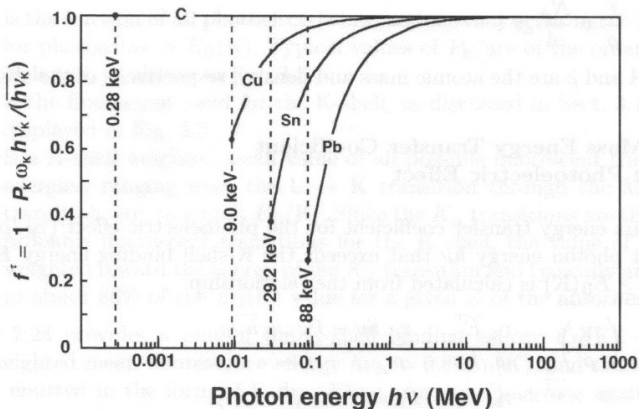
$$\frac{\tau}{\rho} = \frac{N_A}{A} a^{\tau} \quad (17)$$

- ▶ **mass energy transfer coefficient:**

$$\left(\frac{\tau_K}{\rho}\right)_{\text{tr}} = \frac{a\tau_K}{\rho} \frac{\overline{E}_{\text{tr}}^{\tau}}{h\nu} = \frac{a\tau_K}{\rho} \left(1 - \frac{P_K \omega_K \overline{h\nu_K}}{h\nu}\right) = \frac{a\tau_K}{\rho} \bar{f}^{\tau} \quad (18)$$

where \bar{f}^{τ} = mean fraction of energy $h\nu$ transferred to electrons

- ▶ $f^T \rightarrow 1$ for low-Z absorbers because Auger effect is more prevalent (i.e. fluorescent yield $\omega_K \approx 0$)

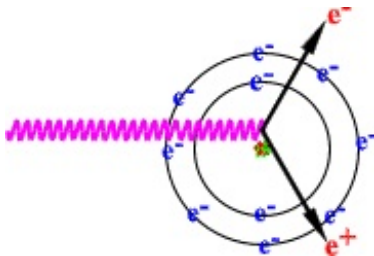


Mean fraction of photon energy $h\nu$ transferred to electrons in a K-shell photoelectric interaction. (Fig. 7.25 in Podgoršak.)

Pair Production

Interactions of Photons with Matter

- Physical Processes
- Compton Scattering
- Photoelectric Effect
- Pair Production
- Summary



- ▶ production of electron-positron ($e^- - e^+$) pair resulting from photon interaction with atomic nucleus
- ▶ incident photon energy must exceed threshold $2m_e c^2 = 1.02 \text{ MeV}$
- ▶ **triplet production** ($e^- - e^- - e^+$) results when incident photon interacts with orbital electron; higher threshold energy required: $4m_e c^2 = 2.044 \text{ MeV}$

Relativistic kinematics

Particle **4-momenta**:

$$\text{photon: } p_\nu = \frac{h\nu}{c}(1, \hat{\mathbf{k}})$$

where $\hat{\mathbf{k}}$ = unit vector in direction of photon 3-momentum (i.e. propagation direction).

$$\text{electron and positron: } p_{e^-} = \left(\frac{E}{c}, \mathbf{p}_{e^-} \right), p_{e^+} = \left(\frac{E}{c}, \mathbf{p}_{e^+} \right)$$

where $p_{e^-} = \gamma\beta m_e c = p_{e^+}$ are the electron and positron 3-momenta (must have same magnitude, but can have different direction). Must also consider 4-momentum of atom, $p_a = (E_a/c, \mathbf{p}_a)$, which can gain recoil energy.

Conservation of 4-momentum:

before: $p_\nu = p_{e^-} + p_{e^+} + p_a$ after

Note that the modulus of a 4-vector $A = (A^0, \mathbf{A})$ is:

$$A^2 = A^\mu A_\mu = -(A^0)^2 + \mathbf{A} \cdot \mathbf{A}$$

which implies that $(p_\nu)^2 = 0$ always and $(p_{e^-})^2 = -m_e^2 c^2$.
If we square the conservation equation above, then

$$(p_\nu)^2 = (p_{e^-} + p_{e^+} + p_a)^2 = 0$$

Now consider the case where $p_a = 0$. We have

$$(p_{e^-})^2 + 2p_{e^-} p_{e^+} + (p_{e^+})^2 = 0$$
$$\implies -2m_e^2 c^2 + 2 \left(\frac{E^2}{c^2} + \mathbf{p}_{e^-} \cdot \mathbf{p}_{e^+} \right) = 0$$

Interactions of
Photons with
Matter

Physical Processes

Compton Scattering

Photoelectric Effect

Pair Production

Summary

$$\implies 2(\gamma^2 - 1)m_e^2c^2(1 + \cos \theta_e) = 0$$

which can only be satisfied if the electron and positron are emitted in exactly opposite directions, with separation angle $\theta_e = \pi$. In general, therefore, the atom must gain some recoil energy from the collision with its nucleus. Because of its relatively large mass, however, the recoil gained by the atom will be small.

Energy transfer to electrons and positrons in pair production interactions:

$$(E_K^k)_{tr} = h\nu - 2m_e c^2 \quad (19)$$

is the total kinetic energy gained by the particles (ignoring atom recoil energy). Generally, the electron and positron can be emitted with different kinetic energies, but their average energy still satisfies

$$\overline{E_K}^{pp} = \frac{1}{2}(h\nu - 2m_e c^2) \quad (20)$$

or, for triplet production

$$\overline{E_K}^{tp} = \frac{1}{2}(h\nu - 4m_e c^2) \quad (21)$$

Nuclear screening occurs for $h\nu > 20 \text{ MeV}$ photons that interact with the nuclear Coulomb field outside the K-shell; effective nuclear field is screened by two K-shell electrons and the interaction cross section is reduced.

Example: For a 2 MeV photon, the average energy of charged particles resulting from pair production in the nuclear field is

$$\begin{aligned}\overline{E}_K^{\text{PP}} &= \frac{1}{2}(h\nu - 2m_e c^2) = \frac{1}{2}(2 \text{ MeV} - 1.022 \text{ MeV}) \\ &= 0.489 \text{ MeV} = 0.245 h\nu\end{aligned}$$

and in the electron field, the average energy is $\overline{E}_K^{\text{tp}} = 0$ because 2 MeV is less than the threshold energy $4m_e c^2 = 2.04 \text{ MeV}$ needed for triplet production.

Atomic cross section

- ▶ General form for pair production atomic cross section in field of nucleus or orbital electron is

$${}_a\kappa = \alpha r_e^2 Z^2 P(\varepsilon, Z) \quad (22)$$

$P(\varepsilon, Z) =$ complicated function

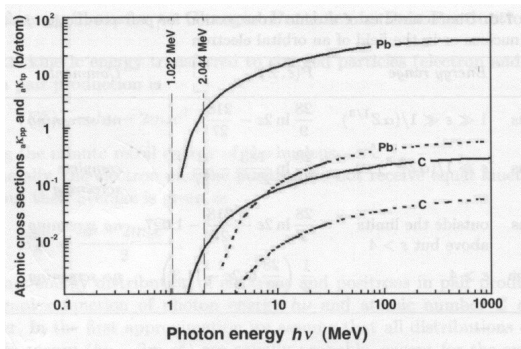
field	energy	$P(\varepsilon, Z)$
1. nucleus	$1 \ll \varepsilon \ll (\alpha Z^{1/3})^{-1}$	$\frac{28}{9} \ln(2\varepsilon) - \frac{218}{27}$
2. nucleus	$\varepsilon \gg (\alpha Z^{1/3})^{-1}$	$\frac{28}{9} \ln(183Z^{-1/3}) - \frac{2}{27}$
3. nucleus	$\varepsilon > 4$	$\frac{28}{9} \ln(2\varepsilon) - \frac{218}{27} - 1.027$
4. electron	$\varepsilon > 4$	$Z^{-1} \left[\frac{28}{9} \ln(2\varepsilon) - 11.3 \right]$

- ▶ nuclear screening only important in case 2
- ▶ $\varepsilon > 4$ in case 3 must lie outside the limits of cases 1 and 2

- ▶ $P(\varepsilon, Z) \propto Z^{-1}$ for electron field \Rightarrow triplet production usually makes negligible contribution to total cross section:

$$a\kappa = a\kappa_{pp} + a\kappa_{tp} = a\kappa_{pp} \left[1 + (\eta Z)^{-1} \right] \quad (23)$$

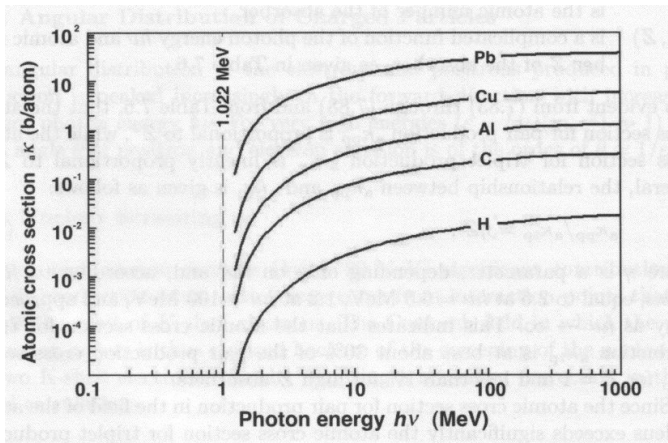
where $\eta \rightarrow 1$ as $h\nu \rightarrow \infty$



Atomic cross sections for pair production (solid curves) and triplet production (dashed curves) for a high-Z and low-Z absorber. (Fig. 7.27 in Podgoršak.)

Interactions of
Photons with
Matter

- Physical Processes
- Compton Scattering
- Photoelectric Effect
- Pair Production
- Summary



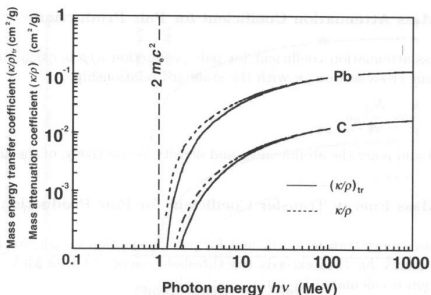
Total atomic cross sections for pair production (including triplet production) for different Z. (Fig. 7.28 in Podgoršak.)

- ▶ **mass attenuation coefficient** for pair production:

$$\frac{\kappa}{\rho} = \frac{N_A}{A} a \kappa \quad (24)$$

- ▶ **mass energy transfer coefficient**:

$$\left(\frac{\kappa}{\rho}\right)_{\text{tr}} = \frac{\kappa}{\rho} \frac{(E_K^\kappa)_{\text{tr}}}{h\nu} = \frac{\kappa}{\rho} \left(1 - \frac{2m_e c^2}{h\nu}\right) \quad (25)$$



Mass energy transfer coefficient (solid curves) and mass attenuation coefficient (dashed curves) for pair production. (Fig. 7.30 in Podgoršak.)

Summary of Photon Interactions

Interactions of
Photons with
Matter

- Physical Processes
- Compton Scattering
- Photoelectric Effect
- Pair Production
- Summary

Tabulation of interactions and symbols used:

	electronic cross section [m ²]	atomic cross section [m ²]	linear attenuation coefficient [m ⁻¹]
Thomson scattering	$e\sigma_T$	$a\sigma_T$	σ_T
Rayleigh scattering	—	$a\sigma_R$	σ_R
Compton scattering	$e\sigma_C$	$a\sigma_C$	σ_C
Photoelectric effect	—	$a\mathcal{T}$	\mathcal{T}
Pair production	—	$a\kappa_{pp}$	κ_{pp}
Triplet production	$e\kappa_{tp}$	$a\kappa_{tp}$	κ_{tp}

Tabulation of attenuation coefficients:

Total linear and mass attenuation coefficients are a sum of the *partial* linear and mass attenuation coefficients for individual photon interactions:

$$\mu = \tau + \sigma_R + \sigma_C + \kappa \quad (26)$$

$$\mu_m = \frac{\tau}{\rho} + \frac{\sigma_R}{\rho} + \frac{\sigma_C}{\rho} + \frac{\kappa}{\rho} \quad (27)$$

Similarly, the total atomic cross section is

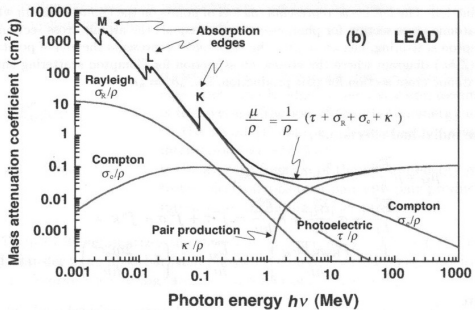
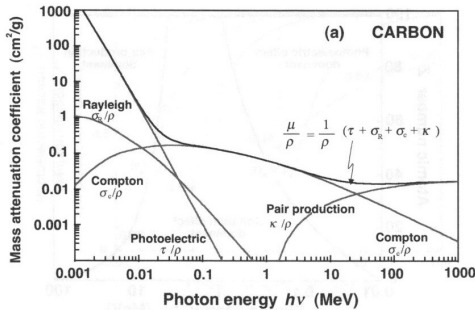
$${}_a\mu = \mu_m \frac{A}{N_A} = {}_a\tau + {}_a\sigma_R + {}_a\sigma_C + {}_a\kappa = Z {}_e\mu \quad (28)$$

where ${}_e\mu$ = total electronic cross section.

Interactions of
Photons with
Matter

- Physical Processes
- Compton Scattering
- Photoelectric Effect
- Pair Production

Summary



For **compounds** or **mixtures**, the mass attenuation coefficient is a summation of a weighted average of its constituents:

$$\mu_m = \sum_i w_i \frac{\mu_i}{\rho} \quad (29)$$

where w_i = proportion by weight of i -th constituent.

Example: Water, H_2O , has

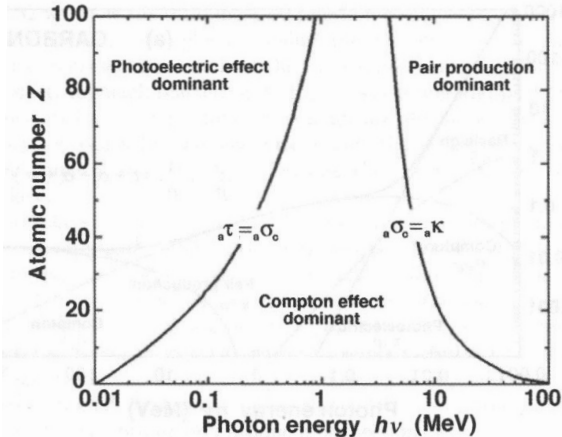
$$w_H = \frac{2 \times 1.0079}{2 \times 1.0079 + 15.999} = 0.1119$$

$$w_O = \frac{15.999}{2 \times 1.0079 + 15.999} = 0.8881$$

For 1 MeV photons, $\mu_H/\rho = 1.26 \times 10^{-2} \text{ m}^2 \text{ kg}^{-1}$ and $\mu_O/\rho = 6.37 \times 10^{-3} \text{ m}^2 \text{ kg}^{-1}$ (data from the NIST/Xcom database), so

$$\frac{\mu}{\rho} \approx 7.07 \times 10^{-3} \text{ m}^2 \text{ kg}^{-1}$$

Comparison of the **three main photon energy transfer processes**:



- ▶ photoelectric effect dominates at low $h\nu$ and high Z
- ▶ pair production dominates at high $h\nu$ and high Z
- ▶ Compton scattering dominates over a broad range in $h\nu$ for low/moderate Z (including water and tissue)

Energy transfer coefficient is the sum of the partial energy transfer coefficients for the photoelectric effect, Compton scattering and pair production:

$$\begin{aligned}\mu_{\text{tr}} = \mu \frac{\overline{E}_{\text{tr}}}{h\nu} &= \tau \frac{\overline{E}_{\text{tr}}^{\tau}}{h\nu} + \sigma_{\text{C}} \frac{\overline{E}_{\text{tr}}^{\sigma}}{h\nu} + \kappa \frac{\overline{E}_{\text{tr}}^{\kappa}}{h\nu} \\ &= \tau \bar{f}^{\tau} + \sigma_{\text{C}} \bar{f}^{\sigma} + \kappa \bar{f}^{\kappa}\end{aligned}\quad (30)$$

where each \bar{f} is the average fraction of incident photon energy $h\nu$ transferred to electrons by the corresponding physical process, with


$$\bar{f}^{\tau} = 1 - \frac{P_K \omega_K \overline{h\nu}_K}{h\nu}\quad (31)$$

$$\bar{f}^{\sigma} = \frac{\overline{E}_{\text{tr}}^{\sigma}}{h\nu}\quad (32)$$

$$\bar{f}^{\kappa} = 1 - \frac{2m_e c^2}{h\nu}\quad (33)$$

Interactions of
Photons with
Matter

- Physical Processes
- Compton Scattering
- Photoelectric Effect
- Pair Production
- Summary



Photons

Electrons

positrons

10 GeV photon from right
on 10 cm lead cylinder

What is the dominant photon interaction?